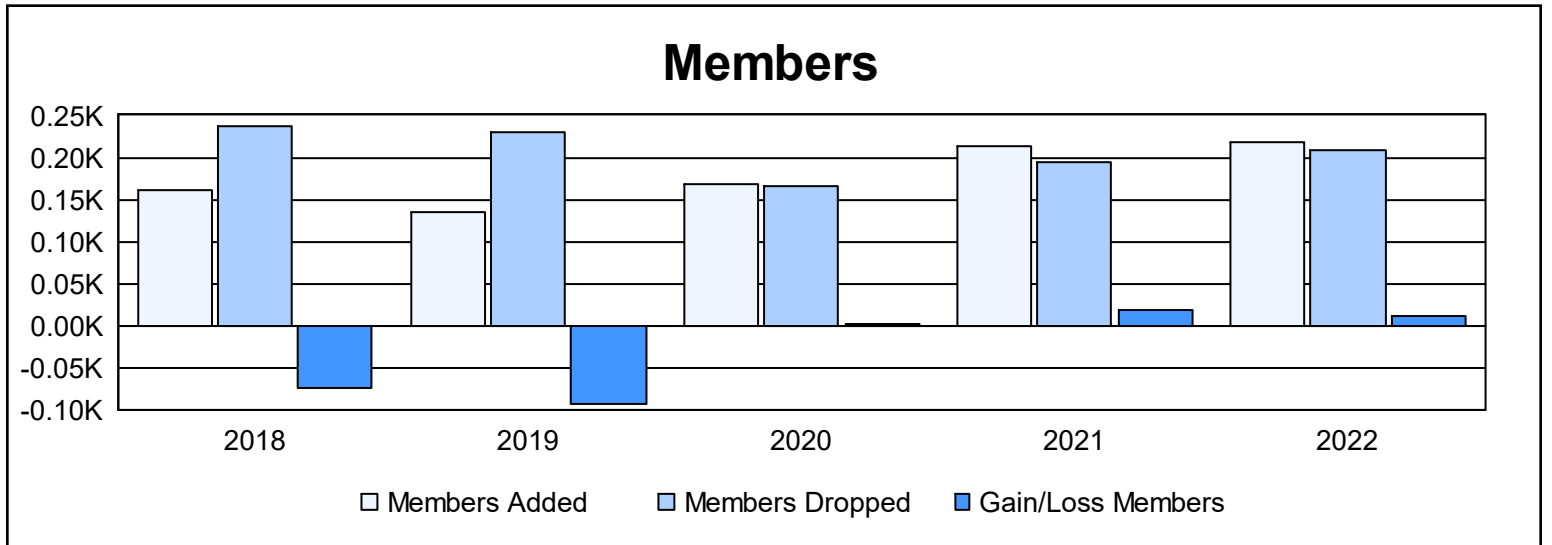
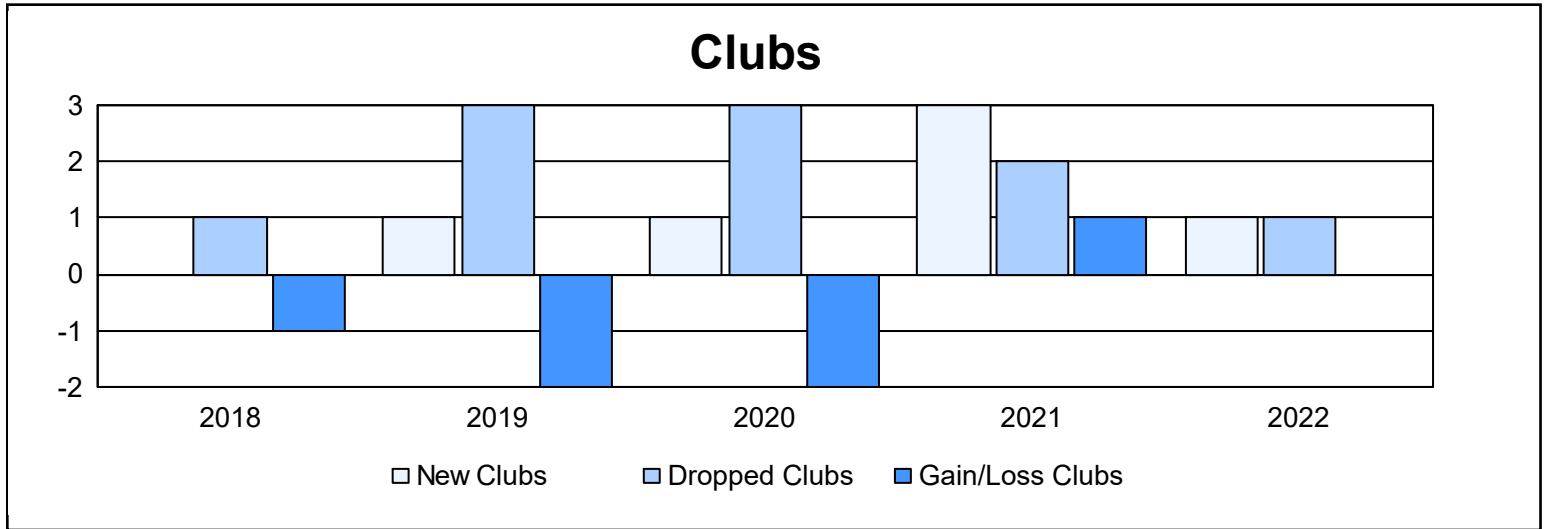
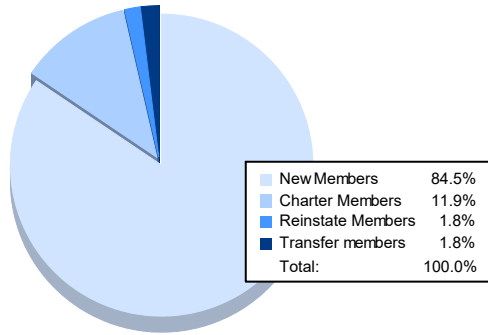


| Year           | New Clubs | Dropped Clubs | Gain/ Loss Clubs | New Members | Charter Members | Reinstate Members | Transfer Members | Total Member Added | Total Members Dropped | Gain/ Loss Members |
|----------------|-----------|---------------|------------------|-------------|-----------------|-------------------|------------------|--------------------|-----------------------|--------------------|
| 2017-2018      | 0         | 1             | -1               | 150         | 2               | 7                 | 3                | 162                | 236                   | -74                |
| 2018-2019      | 1         | 3             | -2               | 95          | 23              | 4                 | 13               | 135                | 229                   | -94                |
| 2019-2020      | 1         | 3             | -2               | 136         | 24              | 4                 | 4                | 168                | 166                   | 2                  |
| 2020-2021      | 3         | 2             | 1                | 113         | 93              | 3                 | 3                | 212                | 193                   | 19                 |
| 2021-2022      | 1         | 1             | 0                | 185         | 26              | 4                 | 4                | 219                | 208                   | 11                 |
| <b>Average</b> | <b>1</b>  | <b>2</b>      | <b>-1</b>        | <b>136</b>  | <b>34</b>       | <b>4</b>          | <b>5</b>         | <b>179</b>         | <b>206</b>            | <b>-27</b>         |



### Membership Composition June 2022 Cumulative



### Gender Composition June 2022 Cumulative

